



Locker Essentials

simply selected.
quickly supplied.
easily installed.



6399 Netherhart Rd
Mississauga, Ontario
L5T 1B8

t: 905.670.6617
ff: 800.313.3446
f: 905.670.2899



MODEL	DOOR	FINISH	VALANCE	HANDLES	LOCKS	ID TAGS	BENCH
Single / Duo	Slab	Sandbank	Modern	Nero, Brushed Nickel	Combination/Hasp	Linear	Metal

simply. quickly. easily.

Locker Essentials offers a full collection of rapidly available locker solutions. Secure, personal storage has been elevated to a new design level with locker styles, configurations, materials and accessories that work for you, your team, and your clients.

From its extensive experience in custom lockers, DE Design has designed this Essentials program to respond to your fast-paced and sometimes immediate need for storage.

- Corporate
- Education
- Athletic
- Manufacturing
- Fitness
- Healthcare



singles


MODEL	DOOR	FINISH	VALANCE	HANDLES	LOCKS	ID TAGS	BENCH
Single / Duo	Slab	Finesse	Modern	Nero, Chrome†	Hasp	Linear	Laminate base with upholstered seat†

† Non-standard

Single Locker Package



- Single compartment, white interior
- Dimensions: 72"h x 12"w x 20"d
- Two ventilation grommets per compartment
- Three 110 degree heavy duty hinges per door
- Doors are left hinged
- Two J-hooks
- One hanging rod
- One fixed shelf / one adjustable shelf (not shown)
- Standard handle offering*
- Standard lock offering*
- ID tags optional*
- Door pull alignment horizontal or vertical
- Standard door finish options

**See How To Order for options.*



simply selected.

The Lockers Essentials collection is designed to set you at ease. Sometimes you don't need a custom solution. Sometimes you simply need a good solution. Your staff needs a place to put things that is secure and private while they change from street clothes to uniform. The students need to drop their stuff somewhere they can trust. Fitness and athletic gear is piling up. It needs to be stored while the sweat is building. With a few simple choices these lockers create a welcoming environment, designed and configured to match your needs.



doubles

MODEL	DOOR	FINISH	VALANCE	HANDLES	LOCKS	ID TAGS	BENCH
Duo	Slab	Stainless	Shoe Barrier	Nero, Brushed Nickel	Hasp	Rectangle	Laminate base and seat

Double Locker Package

- Two independent compartments, white interior
- Dimensions: single compartment 36"h x 12"w x 20"d / overall hgt 72"
- Two ventilation grommets per compartment
- Two 110 degree heavy duty hinges per door
- Doors are left hinged
- Two J-hooks
- Standard handle offering*
- Standard lock offering*
- ID tags optional*
- Door pull alignment horizontal or vertical
- Standard door finish options

*See How To Order for options.




quickly supplied.

The Lockers Essentials Express program ensures a 10-day guarantee on these rapidly available designs. You sign off on the order and we start packaging the items moving them to you faster than you ever thought possible.



DE Design has taken all of its gained experience in building custom lockers for Golf and Country Clubs and large private Racquet Clubs and spun this expertise into Locker Essentials; an affordable package of well designed and engineered lockers for the places where only a few are required or more are needed but they are needed yesterday.

And how do we do this? Well, that is where experience comes in; stocked components, high-speed equipment and people who have done this before.



MODEL	DOOR	FINISH	LOCKS
4 Tier	Slab	Grey / White	Digital

multi



MODEL	DOOR	FINISH	HANDLES	LOCKS	ID TAGS
Triple	Slab	White	T Knob, Brushed Nickel	Cam	Square

easily installed.

The Locker Essentials program is comprised of stock components that fit together beautifully and easily. We package them and your installation crew puts them together. Easy to follow instructions guide the team and DE Design is at hand to answer questions. We recommend our teams of dealer trained technicians to ensure an optimum conclusion.

Durable metal drawer sides with integrated ball bearing system ensures longevity in this heavy wear area.



Accurate installation is simplified with adjustable legs on each unit.



zigzag

MODEL	DOOR	VALANCE	FINISH	HANDLES	LOCKS	ID TAGS
ZigZag	Slab	Modern	Tuxedo	Crescent, Brushed Nickel	Combination	Rectangle

athletic



MODEL	DOOR	FINISH	HANDLES	LOCKS	ID TAGS	SEAT VINYL
Athletic	Slab	Finesse	Crescent, Brushed Nickel	Cam, Brushed Nickel	Rectangle	Light Grey

who we are.

We are a rebranded company, owned by the management, originally founded in 1972. Our deep rooted expertise is grounded in building office furniture that fully integrates affordability and functionality into quality products. We have taken this expertise and turned our attention to making great personal storage and shared living furniture.

Because functionality has always been defined by our clients and their unique needs, if you have not found exactly what you are looking for in this brochure there are many more options available to you in our CLUB category.

Here we offer a fully customized solution. There are very few restrictions on what can be accomplished by our team of expert craftsmen. Some of these projects are highlighted on our website under CLUB at dewood.com. Please take a look. We are here to help.

DE Design - Client-focused Solutions.

responsibly sustainable.

At DE Design, our commitment is to continuously seek new and improved ways to reduce our impact on the plant. From our manufacturing facilities, through to our processes and product, to how they affect your work, leisure or learning environments, our promise is to tread lightly.

We maintain strict guidelines in all aspects of managing our environmental impact, and are continuously seeking ways to improve our systems and reduce our footprint. We are committed to GREENGUARD certification for our products, ensuring low chemical emissions and improved indoor air quality, and energy efficient manufacturing processes. Choose from our products with confidence in our environmental standing.



MODEL	DOOR	VALANCE	FINISH	HANDLES	LOCKS	ID TAGS
Single	Raised Panel	Traditional	Cognac	Crescent, Brushed Nickel	Combination	Oval

executive, shaker door




MODEL	DOOR	FINISH	VALANCE	HANDLES	LOCKS	ID TAGS
Executive	Shaker	White	Modern	Classic Knob, Brushed Nickel	Combination	Oval


pulls and locks

ALIGNMENT OPTIONS

VERTICAL



HANDLES	Crescent Handle
LOCKS	Cam Lock
ID TAGS	Round Tag



HANDLES	Crescent Handle
LOCKS	Hasp Lock
ID TAGS	Round Tag



HANDLES	Crescent Handle
LOCKS	Combination Lock
ID TAGS	Oval Tag/Name Plate




HANDLES	Crescent Handle
LOCKS	Electronic Lock
ID TAGS	Rectangle Tag

HORIZONTAL



HANDLES	Nero Handle
LOCKS	Cam Lock
ID TAGS	Linear Tag



HANDLES	Nero Handle
LOCKS	Hasp Lock
ID TAGS	Linear Tag



HANDLES	Nero Handle
LOCKS	Combination Lock
ID TAGS	Linear Tag



HANDLES	Nero Handle
LOCKS	Electronic Lock
ID TAGS	Linear Tag

custom millwork

Visit dewood.com/products/club for more information.



how to order

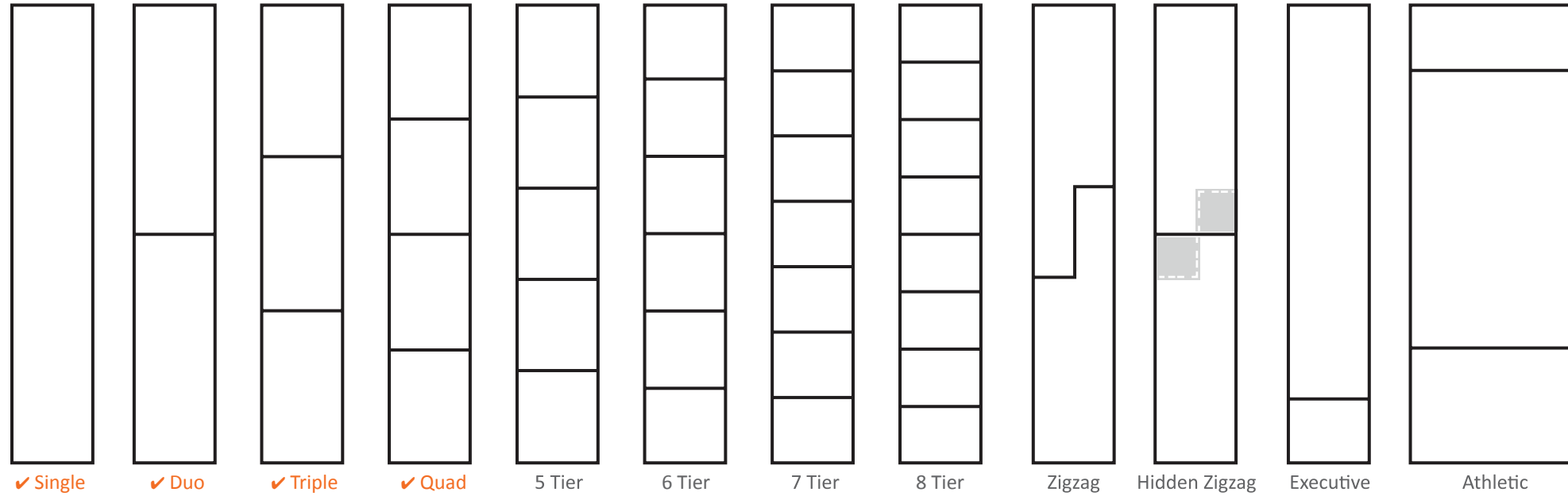
ESSENTIALS EXPRESS

Stocked components.
Guaranteed to ship in 10 days.

ESSENTIALS PRIME

Made-to-order items to be used in conjunction with those listed as ESSENTIALS EXPRESS. Standard shipping and lead times apply to these products.

1 SELECT A MODEL



2 SELECT A DOOR STYLE



†Available in colours marked with "*" on the Locker Essentials Colour Chart.

3 SELECT A DOOR FINISH

Please refer to the Locker Essentials Color Chart to make your selection. **Please note:** Colors marked with "*" are available as Essentials Prime only.


4 SELECT A BASE



5 SELECT A VALANCE



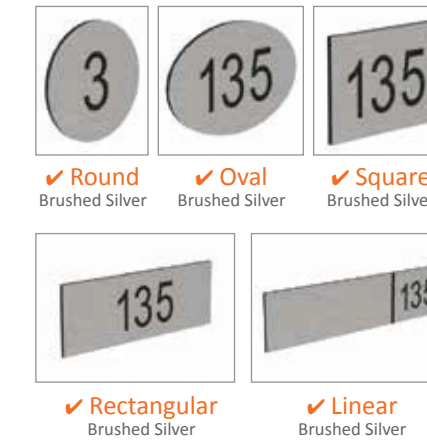
6 SELECT PULLS



7 SELECT LOCKS



8 SELECT ID TAGS



9 SELECT A BENCH STYLE



proudly protected.

Rest assured, you're in good hands. We stand as a leader in design and producers of manufactured solutions that offer value and, most importantly, client-focused solutions. We proudly stand behind our product. We are an ISO certified company adhering to international standards of manufacturing and record keeping. The Locker Essentials program is backed by DE Design's commitment to quality and a comprehensive manufacturing warranty.

	ESSENTIALS EXPRESS	ESSENTIALS PRIME
--	--------------------	------------------

MODELS	ESSENTIALS EXPRESS	ESSENTIALS PRIME
Single	✓	✓
Duo	✓	✓
Triple	✓	✓
Quad	✓	✓
5 Tier		✓
6 Tier		✓
7 Tier		✓
8 Tier		✓
Zigzag		✓
Hidden Zigzag		✓
Executive		✓
Athletic		✓
DOOR STYLES		
Slab	✓	✓
Raised Panel		✓
Shaker		✓
BASES		
4" Black	✓	✓
4" Matching	✓	✓
VALANCES		
Modern	✓	✓
Traditional		✓
Shoe Barrier		✓
PULLS		
Crescent	✓	✓
Nero	✓	✓
Classic Knob	✓	✓
T Knob	✓	✓
LOCKS		
Keyed Cam	✓	✓
Hasp	✓	✓
Combination	✓	✓
Electronic		✓
ID TAGS		
Round	✓	✓
Oval	✓	✓
Rectangular	✓	✓
Linear	✓	✓
Square	✓	✓
BENCHES		
Laminate Base & Seat	✓	✓
Laminate Base with Upholstered Seat	✓	✓
Metal Base with Upholstered Seat		✓